



# 2026 ESCAPE RANGE







EXPLORE THE SILENCE



MASTERY IN OFF-ROAD OBSTACLE RIDING

***ESCAPE R***

**2-YEAR WARRANTY**





NEWS





## NEW POWERTRAIN

Born from the expertise of the EM R&D department, the new powertrain represents a major step forward in the world of electric off-road riding.

On one side, the 3.8 kWh battery — developed for the X+ range — offers an exceptional weight-to-capacity ratio, eliminating compromises between range and agility.

Compact, lightweight and durable, it takes riders further, for longer, without ever limiting their freedom.

On the other side, the new motor redefines the feeling of electric riding. More control, enhanced feedback, and refined power management give riders a smoother, more progressive, and more precise bike when tackling obstacles.

With 40% more inertia, this new setup brings added smoothness, flexibility, and efficiency — all while preserving the raw performance of EM's motor.





## NEW SWINGARM


The Epure Race, Epure FACTOR-e, and Escape R models are now equipped with the new swingarm.

Developed by the EM engineering team, this brand-new swingarm is 300 grams lighter than the previous version, offering greater protection, improved robustness, enhanced traction, and an all-new adjustment system.

Finally, this new swingarm also features a redesigned kickstand, along with its lightweight, forged mount.

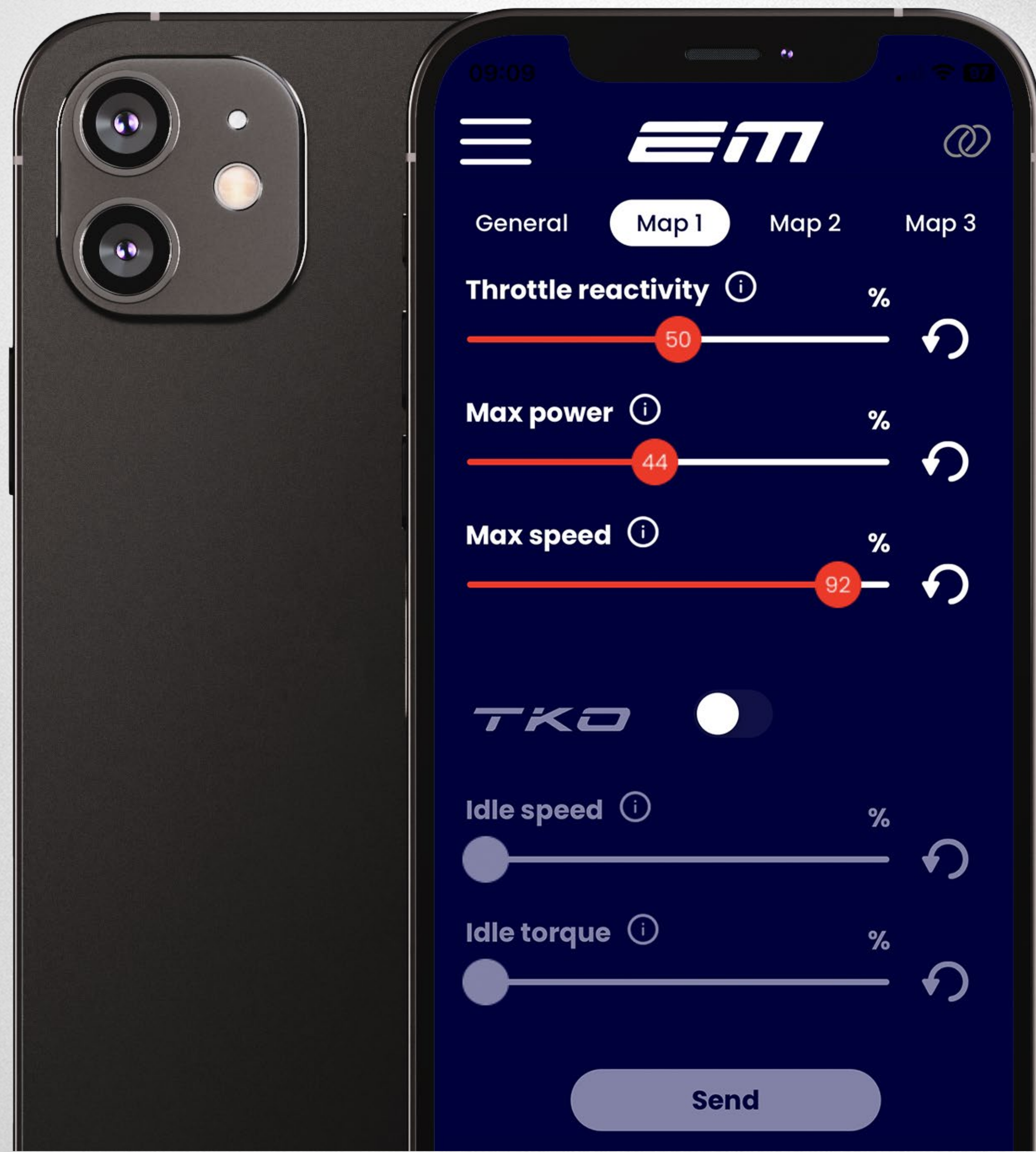


## NEW DESIGN



More than ever, the design has been completely reworked for the 2026 range. Each model features a brand-new decal kit with exclusive colors for the year. The swingarm has been fully redesigned, along with the chain guide and sprocket cover, delivering a sharper look and even more refined finishes.





## EM CONNECT

Simple and user-friendly, the EM Connect app is available on your phone (iOS & Android).

This feature opens the door to personalized and tailored settings. Multiple functions are available: power, responsiveness, lock & unlock, TKO management, and more.

Additionally, the EM Connect app provides a simple way to monitor your bike's status and communicate directly with EM and your official dealer.

Stay in control with EM Connect!



# ESCAPE R



MAX SPEED  
**85 KM/H\***

RANGE UP TO  
**3.5 HOURS\*\***

WEIGHT  
**83 KG**

TORQUE  
**740 NM**

ROAD LEGAL  
**125 CM<sup>3</sup>**

\*85 km/h off-road on private trails.  
\*\*According to EU type-approval test No. 134/2014, range and speed may vary depending on usage conditions and bike configuration.



# ESCAPE R YOUR ADVENTURE PARTNER

DISCOVER THE ALL-NEW ESCAPE R 2026, ADVENTURE PUSHED TO THE EXTREME.

For extreme adventures, the 2026 Escape R is the most powerful ever built.

Designed for long-distance riding and extreme freeride, the Escape R delivers unmatched performance and capabilities. With its extended range, ultra high-end equipment, sleek and aggressive design, the Escape R is built for adventure.

The 2026 edition features EM's brand-new powertrain: more power, more smoothness, and greater control on the most demanding trails.

With the new 3,500Wh battery, the Escape R also offers more range, achieving the best weight-to-range ratio in the EM lineup. Fully homologated for European roads, this bike lets you enjoy its full potential.

With this brand-new version, adventure is now taken to the extreme. Cross boundaries and live the adventure with the Escape R 2026...

Explore The Silence...





# NEW ENGINE SETTINGS



The new optimized engine setting delivers greater control, enhanced precision, and a completely new riding feel across the 2026 range.

# EM CONNECT AS STANDARD



All your bike's data and settings at your fingertips, for a connected and personalized riding experience.

# 3500WH BATTERY



The Escape R, equipped with the 3.5 kWh battery, lightweight and durable, delivers range and power for extended off-road sessions.



# ESCAPE A

## CYCLE PART

FRONT BRAKE	Disc 182mm / 4 pistons Nissin
REAR BRAKE	Disc 150mm / 2 pistons Nissin
FRONT RIM	Morad trial 1.6"x21"
REAR RIM	Morad trial 2.15"x18" racing
TIRES	Michelin X11
FRONT SUSPENSION	Tech Alu racing 175mm DLC
REAR SUSPENSION	R16V

## BATTERY

ENERGY	Li-ion
VOLTAGE	50,4V
CAPACITY	3500Wh
WEIGHT	16kg
CHARGER	15A
CHARGING TIME	4H20
MINIMUM CHARGING TEMP	0°C

## ENGINE

NOMINAL POWER	5,31 Kw
PEAK POWER	18 Kw
MAPS	3 (Unlimited with EM Connect)

## EQUIPMENT

FRB  
EM CONNECT  
CHARGER CASE  
CLUTCH  
ANTIREVERSE  
TFT SCREEN

## OPTIONS

PRBR  
25A CHARGER (2H30)  
EM HANDGUARDS  
FLYWHEEL









ACCESSIBLE OFF-ROAD RIDING

**ESCAPE** **SE**



# ESCAPE SE



MAX SPEED  
**75 KM/H\***

RANGE UP TO  
**3 HOURS\*\***

WEIGHT  
**82 KG**

TORQUE  
**600 NM**

ROAD LEGAL  
**125 CM<sup>3</sup>**

\*75 km/h off-road on private trails.  
\*\*According to EU type-approval test No. 134/2014, range and speed may vary depending on usage conditions and bike configuration.



# ESCAPE SE ELECTRIC OFF-ROAD MADE ACCESSIBLE

## DISCOVER THE ESCAPE SE — OFF-ROAD FREEDOM, ACCESSIBLE TO ALL

EM launches the Escape SE, its latest electric off-road motorcycle.

Accessible to everyone thanks to its very affordable price (6000€\*), this new model opens up new possibilities for nature enthusiasts.

Designed for nature lovers and adventure seekers, this off-road motorcycle is the perfect companion for all your offroad sessions and outdoor excursions.

With the Escape SE, freedom has never been easier to reach.

Its 100% electric engine lets you enjoy the silence, respecting the tranquility of the landscapes around you.

Whether you're a beginner or an off-road enthusiast, its intuitive handling and accessibility make it the ideal partner for endless exploration.

The Escape SE democratizes access to electric off-road motorcycles, while respecting environment.

Explore The Silence...

\* Price does not include taxes & transport





AVAILABLE IN 2 COLORS



FOREST GREEN

MIDNIGHT BLUE



## NEW DESIGN




A modern, assertive style, available in two colors to reflect your personality and enhance the bike's presence.

## EM RELIABILITY AND QUALITY



Built to last, the Escape SE combines robustness with refined finishing, delivering a reliable and high-performing bike for all terrains.

## ATTRACTIVE PRICE



The Escape SE is offered at €7,200 including tax, combining performance, technology, and accessibility.



# ESCAPE SE

## CYCLE PART

FRONT BRAKE	182mm Discs / 4 pistons Nissin
REAR BRAKE	150mm Discs / 2 pistons Nissin
FRONT RIM	Morad trial 1.6"x21"
REAR RIM	Morad trial 2.15"x18"
TIRES	Michelin anakee wild
FRONT SUSPENSION	Tech steel DLC 175mm
REAR SUSPENSION	R16V

## BATTERY

ENERGY	Li-ion
VOLTAGE	50,4V
CAPACITY	2690Wh
WEIGHT	14kg
CHARGER	15A
CHARGING TIME	3H20
MINIMUM CHARGING TEMP	0°C

## ENGINE

NOMINAL POWER	5,31 Kw
PEAK POWER	11 Kw
MAPS	3 (Unlimited with EM Connect)

## EQUIPMENT

FRB  
TRACTION CONTROL  
ANTI-REVERSE

## OPTIONS

25A CHARGER (2H30)  
EM HANDGUARDS  
EM CONNECT









**ELECTRIC MOTION**  
86 impasse de la pépinière  
34670 Saint-Brès, FRANCE



**www.em-motorcycles.com**  
**info@electric-motion.fr**

**Landline : 04 67 41 10 90**  
**Mobile : 06 51 05 51 69**



DISCLAIMER

Please note that this brochure contains photos taken on private property and/or abroad. The use of these vehicles in a similar environment in your jurisdiction may be prohibited by applicable laws and regulations in your region, including Article L.362-1 and following of the Environmental Code. The photos are non-contractual, and potential buyers of these vehicles remain solely responsible for the use of the vehicles as well as for compliance with all applicable laws and regulations. These images are examples not to be followed. The riders depicted are professionals. EM draws attention to all motorcyclists regarding the importance of wearing the required protective gear (certified helmet, gloves, jacket, pants, and boots) and the need to ride responsibly in accordance with the road code. The purchase and commissioning of a motorcycle requires strict adherence to the safety instructions and warnings in the user manual. Motorcycles shown in the photos may differ from the production models in some details, and some are equipped with optional accessories. All information regarding appearance, performance, dimensions, and weights of the motorcycles is non-contractual and may contain input or printing errors. Therefore, it is subject to change. Please note that model specifications may vary from country to country.